



Bobcat®

New Generation Compact Loaders

Product Range



POWER
meets
COMFORT
BY BOBCAT



THE NEW GENERATION...

■ Power meets comfort!

With the new Bobcat loaders, there's a difference you can see – and a difference you'll experience on the job.

They have a completely re-engineered cab that keeps you comfortable, with superior power and hydraulic performance that will help you do more, do it faster and better.

Add to this simplified maintenance and serviceability; and a completely new engineering design coupled with improved durability that further increases uptime.




The best is now even better!


■ Premium cab for more operator comfort

Bobcat already has the best cabs on the market with the largest cab space in the industry, but when we re-engineered our loaders, we went even further. The new cab, with new positioning and design for better visibility, is the best one yet. Bobcat increased the cab space by 10% – with more room for your arms, legs, shoulders, head and feet. It's not just bigger; it's quieter. The sound within the cab is reduced by more than 60% for a more comfortable working environment.

Cab-Forward design: The new cab-forward design moves the operator area closer to the attachment, and gives you a better vantage point for your work area.

Better visibility: Visibility has been significantly increased in all directions. The rear window is 14% larger and the top window 43% larger.





Push it to the next level

■ Superior performance

If you want big performance in a smaller package, this is the loader for you. And, we've further enhanced the machine with 30% stronger hydraulics for improved attachment performance. Increased fuel capacity, more powerful and brighter lighting and many other features will save you time and effort on the job.

■ Durability

Bobcat loaders are known the world over for their rugged durability. Thanks to heavy-duty construction, component protection and a superior design, the Bobcat loader outperforms others, maximizes uptime, offers more comfort and is still the easiest and fastest to service.

■ Serviceability

Easy access to routine maintenance points – so daily maintenance is done in a jiffy. The swing-open tailgate and the transverse mounted engine provide one-sided serviceability. Cab tilt provides easy access to the hydraulics. All result in unmatched access to routine and long term maintenance points.



Flex your muscles and ...

- More powerful hydraulics
- Better traction
- Faster cycle times



Comfort Cab

As soon as you open the door of the new Bobcat loader, you can see the difference – even before the dome and door lights turn on. In this machine, premium features surround you:

■ Pressurized cab

Bobcat loaders with enclosed cabs have a best-in-class, pressurized interior space that helps keep dust to a minimum. A new design ensures that the one-piece seal around the cab door is compressed for a tight fit. Cab pressurization provides a more comfortable working environment.

Improved seat adjustment: The adjustable seat features five additional centimetres of forward/backward movement to accommodate different operators.



Flexible joystick positioning: Joystick mounts on our SJC-equipped machines slide forward and backward independent of the seat, adjusting to the individual preference of the operator.

Seat-mounted joysticks: On machines with Selectable Joystick Controls (SJC), the joysticks are mounted to the seat. As the suspension seat moves up and down, the joysticks move with the seat. This helps reduce arm movement and fatigue.

■ Quiet operation

Keep sound levels low with the new Bobcat loader. Sound levels are down over 60% for more operator comfort and improved jobsite productivity. New cab design reduces noise and vibration.



■ Easy-pull, easy-seal

The new window knob has two lockable positions. It's easy to want it to get consistent.

■ Extra elbow room

The new joystick is mounted on the outside of the Roll-Over Protection Structure (ROPS) – making it easier to reach from the cab, and making



■ More suspension

The new suspension is increased by 33% for more operator comfort.

n
down considerably with the quieter
s. Sound levels are reduced by
enjoyable, comfortable operation,
communications and better
engine mounts better isolate noise



Secure side window: Simply pull the
to slide the side window to five
The window stays exactly where you
istent air flow.

o, easier cleaning: The windows are
outside of the Roll-Over Protection
which provides extra elbow room in
s window cleaning much faster.



The seat travel, up and down, is
for a softer ride, giving you more





Full-colour Deluxe instrumentation

intelligent Bobcat option helps you provide a keyless start and enables better operation monitoring and interactive functions. The full-colour LED screen with easy-to-read gauges allows you to quickly see and adjust operation levels.

Control your productivity

Attachments with new Attachment Control Display (ACD) have:

- Hourmeter with memory in ACD
- Job clocks / resetable



Heating and A/C: Heating and air conditioning are mounted down in the front for comfort and ease of operation. They are also lighted so you can quickly see your temperature settings and adjust to conditions. The three directional ducts direct air to wherever you need it.



Control panel: This
 prevent theft with
 ation thanks to
 A new 7" (18 cm)
 ad virtual sweep
 understand

Control Device



conditioning controls
 convenience and
 ed – so you can
 s in low-light
 s point the air flow



Radio-ready and 12-Volt power accessory: All our
 loaders can be easily equipped with a stereo radio.
 The radio features an auxiliary audio input jack that is
 ready for an MP3 player or similar devices.
 And, because your cab is your office, we've installed
 a 12-Volt power accessory for charging your mobile
 phone, MP3 player or other accessories.



**Convenient engine speed
 control:** The engine speed
 control is in front of the
 operator, on the right-hand
 corner post of the cab.

Improved visibility: Operator switches are located
 on the cab corner posts. This puts important controls
 right in front of you and allows a larger top window for
 superior visibility to the raised lift arms.

Convenient storage: New storage bins are located
 throughout the machine. Store items wherever it's
 convenient – on your right-hand side or to the left.

... shift your perspective!

■ New cab-forward design

- Larger cab and larger door glass
- Overall improved visibility
- Less noise in the cab





Productivity and protection from back to front

It's not just the operator area that's changed for the better. Operation, maintenance and machine design is greatly enhanced – delivering superior performance in a smaller package. New features keep you running longer, increase your uptime and make it easier to do routine maintenance.

Stronger hydraulics:

The hydraulic systems have been re-engineered to outperform larger loaders – working faster and more efficiently to increase overall performance. The higher standard flow combined with lower backpressure and high hydraulic pressure results in 30% improved hydraulic efficiency.

Increased tractive effort:

The new loaders feature 15 to 20% more tractive effort. That means you can push more and dig harder than ever before.

Stronger hydraulics and better tractive effort result in 18% faster cycle times.

Adjustment-free belts:

There are no belt adjustments needed on these loaders – including the drive and alternator belts.

Increased cooling capacity with easier cleaning:

The re-engineered cooling system gives you more efficient, higher-capacity cooling for better performance and longer machine life. Additionally, the swing-up cleaning access feature makes removing dust and debris easy and ensures peak performance from your cooling system.

Increased fuel capacity:

Work longer between refuelling stops and increase your productivity.



Simple machine tie-downs:

Secure your loader quickly, without searching for hard-to-reach tie-downs. The new tie-downs ① are easy to find and easy to reach.



Counterweight-ready:

The new Bobcat loaders come with pre-drilled holes to mount counterweights – so you can increase lifting performance with certain attachments.



Powerful lighting:

Light output is now increased by over 50%. This new lighting system emits a high-intensity beam that illuminates a broader working area around the front of the machine.

Protected tailgate:

The lower rear frame protrudes the tailgate – protecting it from obstacles, scrapes and bumps on the worksite.



Removable hose guide:

When you're changing attachments, it's easy to get the hydraulic hoses routed correctly for better protection.

Protected quick couplers:


The integrated, pressure-release quick couplers are mounted directly into the front plate of the lift arm – with no hoses exposed to damage. The couplers are also protected with a guard that extends out beyond the coupler.

Maximizing uptime

No other manufacturer provides so many job-proven features to give you more uptime in the field. Features such as automatic shutdown and battery rundown protection, onboard diagnostics and sealed connectors. Uptime protection not only means you can stay in the field longer, it protects your investment thanks to a higher resale value.

■ Maintenance-free chaincase

The rugged Bobcat chaincase is the only maintenance-free chaincase in the industry, with an exclusive bow-tie drive train design, fixed axle tubes, stronger axles and fully sealed bearings. Bobcat loaders have pre-stressed #120 high-strength oval chains (HSOC) with no master link, thick side-link plates and hardened pins. These chains are 38% stronger than those used by other manufacturers. The result? No adjustments – ever.



■ Roller Suspension™

The durable, all-steel Roller Suspension™ option provides a more comfortable ride and stands up to extreme conditions and materials – maximizing uptime and reducing costly repairs.



■ Forged steel rollers and idlers

Triple-flange rollers and single-flange idlers minimize de-tracking. Single-flange idlers are also more tolerant of debris than dual-flange idlers. Permanently sealed and lubricated, Bobcat rollers and idlers require no routine maintenance.



■ Easy maintenance, less downtime

Minimizing downtime gives you the edge when it comes to productivity. Routine maintenance makes a big difference, so we make sure you have easy access to the key hydraulic and hydrostatic components.



**S630****S650****T650**

MACHINE RATING

Rated operating capacity	kg	989	1220	1166
Tipping load	kg	1978	2440	3331
Pump capacity (std flow / high flow)	l/min	87.1 / 115.5	87.1 / 115.5	87.1 / 115.5
System relief at quick couplers	MPa	23.8 - 24.5	23.8 - 24.5	23.8 - 24.5
Travel speed (low range / high range)	km/h	11.4 / 19.8	11.4 / 19.8	10.6
Ground pressure	kPa	-	-	40

DIMENSIONS

Length with standard bucket	mm	3474	3474	3474
Width over standard bucket	mm	1880	1880	1880
Height with operator cab	mm	2065	2065	2065
Height to bucket hinge pin	mm	3073	3149	3149
Ground contact length	mm	-	-	1499
Wheelbase	mm	1150	1150	-

ENGINE

Make / Model		Kubota V3307-DI-TE3	Kubota V3307-DI-TE3	Kubota V3307-DI-TE3
Type		Turbo	Turbo	Turbo
Fuel / Cooling		Diesel / Liquid	Diesel / Liquid	Diesel / Liquid
Maximum power at 2400 RPM (SAE J1995)	kW	55.4 (74.3 HP)	55.4 (74.3 HP)	55.4 (74.3 HP)
Maximum torque at 1600 RPM (SAE J1995)	Nm	264	264	264
Number of cylinders / Displacement	cm ³	4 / 3331	4 / 3331	4 / 3331
Fuel tank capacity	l	103	103	103

WEIGHTS

Operating weight*	kg	3496	3777	4282
Shipping weight	kg	3244	3540	4055

TRACTION

Standard tracks	mm	-	-	320
Standard tyres		12x16.5 HD, 12 ply	12x16.5 HD, 12 ply	-

CONTROL OPTIONS

Bobcat Standard (foot pedals/steering levers)		Std	Std	Std
Advanced Hand Controls (AHC)		Opt	Opt	Opt
Advanced Control System (ACS)		Opt	Opt	Opt
Selectable Joystick Controls (SJC)		Opt	Opt	Opt

FACTORY OPTIONS

High flow hydraulics		Opt	Opt	Opt
Cab enclosure with heating		Opt	Opt	Opt
Cab enclosure with heating and air conditioning		Opt	Opt	Opt
Deluxe instrument panel		Opt	Opt	Opt
Power Bob-Tach™		Opt	Opt	Opt
Roller Suspension™		-	-	Opt
2 speed		Opt	Opt	-

ENVIRONMENTAL

Operator LpA (EU Directive 2006/42/EC) / (uncertainty)	dB(A)	83.5 (+2.5)	82.3 (+2.5)	83.1 (+2.5)
Noise level LWA (EU Directive 2000/14/EC)	dB(A)	101	101	103
Whole body vibration (ISO 2631-1) / (uncertainty)	ms ⁻²	0.85 / (0.42)	0.76 / (0.38)	0.66 / (0.33)
Hand-arm vibration (ISO 5349-1)	ms ⁻²	1.58	1.54	1.64

(*) Base machine with bucket, operator and full fuel tank

	S630	S650	T650
TYRE OPTIONS			
Heavy Duty	Std	Std	-
Heavy Duty Offset	Opt	Opt	-
Superfloat Offset	Opt	Opt	-
Severe Duty	Opt	Opt	-
Severe Duty Poly Filled	Opt	Opt	-
Solid Flex	Opt	Opt	-

ATTACHMENTS			
Angle Broom	X	X	X
Auger	X	X	X
Backhoe	X	X	X
Bale Fork	X	X	X
Box Blade	X	X	X
Brushcat™ Rotary Cutter	X	X	X
Bucket, Construction	X	X	X
Bucket, Low Profile	X	X	X
Bucket, Fertilizer	X	X	X
Bucket, Snow	X	X	X
Bucket Adaptater	X	X	X
Combination Bucket	X	X	X
Concrete Pump	X	X	X
Digger	X	X	X
Dozer Blade	X	X	X
Dumping Hopper	X	X	X
Flail Cutter	X	X	X
Forks, Utility	X	X	X
Grader	X	X	X
Grapple, Farm/Utility	X	X	X
Grapple Industrial	X	X	X
Hydraulic Breaker	X	X	X
Landplane	X	X	X
Landscape Rake	X	X	X
Mixing Bucket	X	X	X
Mower	X	X	X
Pallet Forks, Standard	X	X	X
Pallet Forks, Hydraulic	X	X	X
Planer	X	X	X
Scarifier	X	X	X
Scraper	X	X	X
Snow Blade and Snow V-blade	X	X	X
Snowblower	X	X	X
Sod Layer	X	X	X
Soil Conditioner	X	X	X
Spreader	X	X	X
Stabilizers, Rear	X	X	X
Steel Tracks	X	X	X
Stump Grinder	X	X	X
Sweeper	X	X	X
Three-Point Hitch Adapter	X	X	X
Tiller	X	X	X
Tilt-Tatch	X	X	X
Tree Transplanter	X	X	X
Trench Compactor	X	X	X
Trencher	X	X	X
Utility Frame	X	X	X
Vibratory Roller	X	X	X
Water Kit	X	X	X
Wheel Saw	X	X	X
Whisker Broom	X	X	X
Wood Chipper	X	X	X

Specifications and design are subject to change without notice. Pictures of Bobcat products may show other than standard equipment.


Bobcat®